

**12 OPzV 1200**



Specification	
Float Voltage	Standby use 2.23 V/cell
Boost Recharge	Maximum voltage of 2.35 - 2.40 V/cell with a maximum current of 0.25 C10 (A)
Dimension	Length 275 mm (10,83 inches)
	Width 210 mm (8,27 inches)
	Height 645 mm (25,39 inches)
Weight	95,1 kg
Self Discharge	Approx. 2% per month at 20°C
Tubular Positive Plates	Special grid construction, pressure cast from antimony free alloy, with highly porous gauntlets that retain the active material
Pasted Negative Plates	Service lives consistent with the positive plates
Electrolyte	Gel structure
Separators	Extremely high porosity and low internal resistance
Containers and Lids	Made of plastic (ABS) material. Also available in ABS flame retardant material as an option (according to IEC 707 FV0)
Installation	Cells are normally installed in an upright position on steel stands
One Way Relief Valve	Opens at low pressure and is fitted with a flame arrestor device
Terminals	Female treated terminal (M10) perfect contact and low resistance with flexible cable connectors
Post Seals	Prevents electrolyte leakage and terminal corrosion
Connectors	Flexible, fully insulated cable connectors screwed (with 20±1 Nm) to the terminal with an insulated screw having a probe hole on the top for electrical measurement

**Constant Current Discharge (Amperes) at 20°C (68°F)**

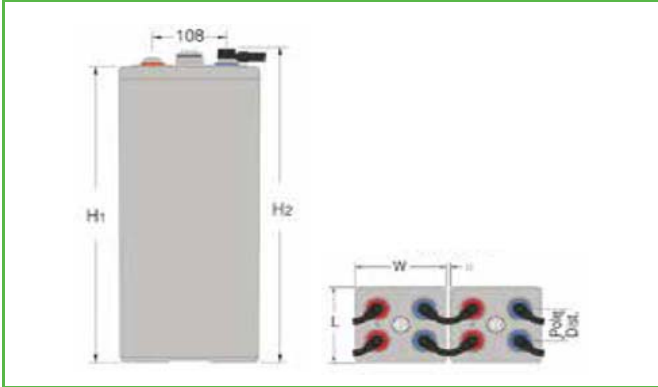
F.V/Time	15min	30min	1h	2h	3h	4h	5h	6h	8h	10h	20h
1.90VPC	409	378	332	263	216	183	158	139	114	97	57
1.85VPC	606	546	442	330	262	218	187	164	133	112	64
1.80VPC	765	670	534	387	285	238	206	180	145	125	69
1.75VPC	912	771	596	407	300	251	211	183	147	123	70
1.70VPC	1048	872	610	422	313	255	214	185	148	124	70
1.65VPC	1176	956	682	431	318	258	215	186	149	125	70

**Constant Power Discharge (Watts) at 20°C (68°F)**

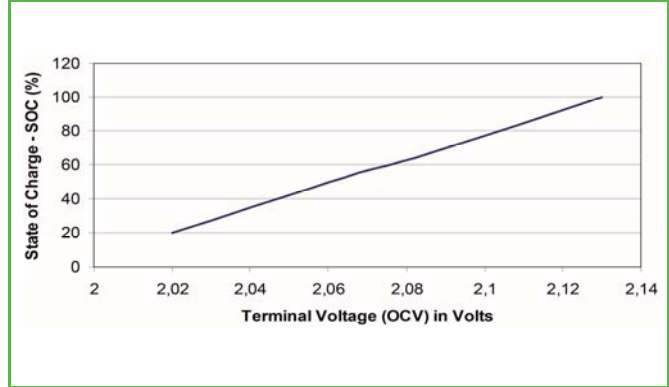
F.V/Time	15min	30min	1h	2h	3h	4h	5h	6h	8h	10h	20h
1.90VPC	778	721	637	508	419	356	307	271	222	192	113
1.85VPC	1130	1022	828	625	500	418	360	317	258	218	126
1.80VPC	1395	1223	983	721	535	448	390	342	279	240	136
1.75VPC	1625	1391	1085	751	559	470	398	345	280	234	136
1.70VPC	1819	1553	1101	775	577	475	402	349	280	235	133
1.65VPC	2018	1684	1217	783	580	475	399	347	279	235	132

**12 OPzV 1200**

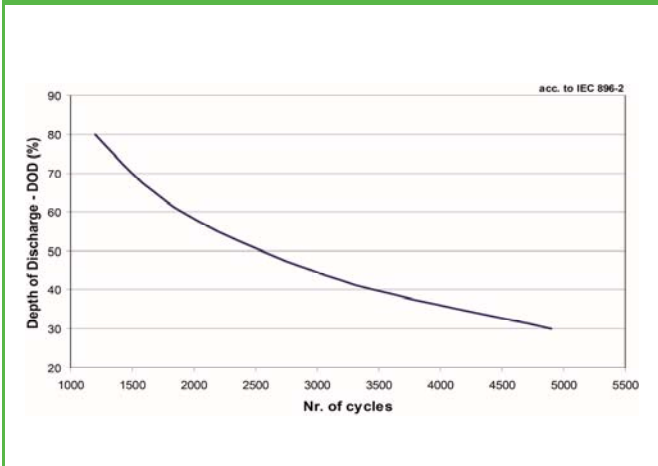
**Layout**



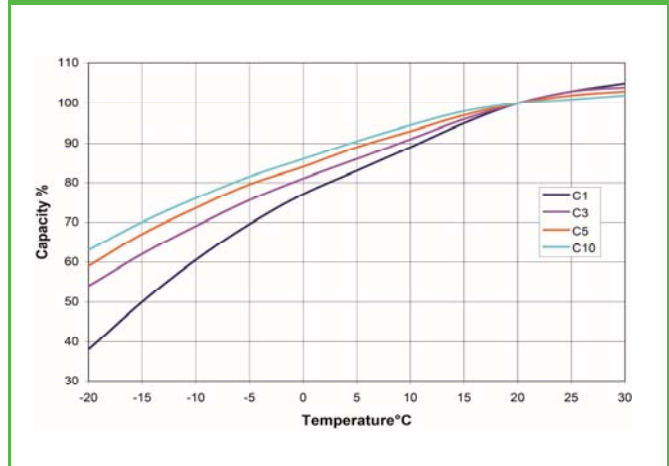
**Terminal Voltage vs. SOC**



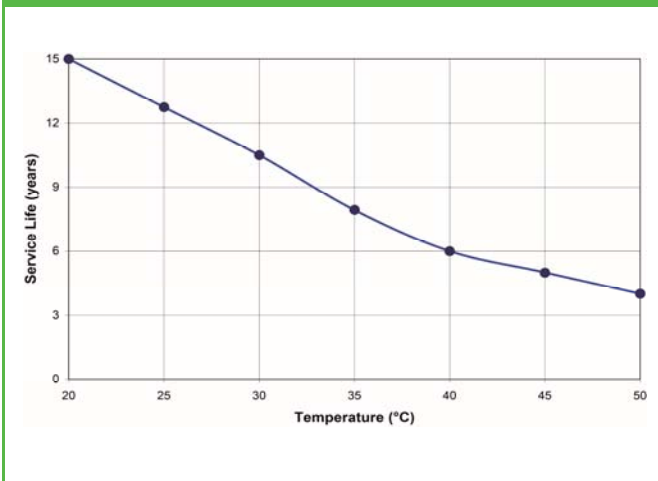
**No. of cycles vs. DOD**



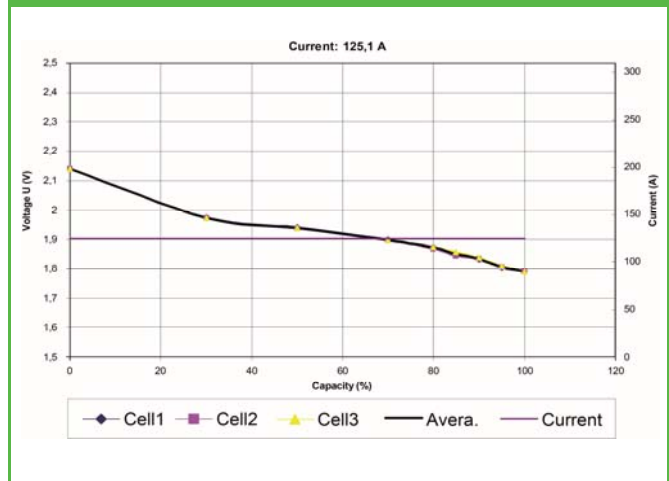
**Capacity = f(T)**



**Service Life vs Temperature**



**Capacity test C10**



ETL SEMKO

