

16 OPzV 2000



Specification	
Float Voltage	Standby use 2.23 V/cell
Boost Recharge	Maximum voltage of 2.35 - 2.40 V/cell with a maximum current of 0.25 C10 (A)
Dimension	Length 399 mm (15,71 inches)
	Width 214 mm (8,43 inches)
	Height 771 mm (30,35 inches)
Weight	156,1 kg
Self Discharge	Approx. 2% per month at 20°C
Tubular Positive Plates	Special grid construction, pressure cast from antimony free alloy, with highly porous gauntlets that retain the active material
Pasted Negative Plates	Service lives consistent with the positive plates
Electrolyte	Gel structure
Separators	Extremely high porosity and low internal resistance
Containers and Lids	Made of plastic (ABS) material. Also available in ABS flame retardant material as an option (according to IEC 707 FV0)
Installation	Cells are normally installed in an upright position on steel stands
One Way Relief Valve	Opens at low pressure and is fitted with a flame arrestor device
Terminals	Female treated terminal (M10) perfect contact and low resistance with flexible cable connectors
Post Seals	Prevents electrolyte leakage and terminal corrosion
Connectors	Flexible, fully insulated cable connectors screwed (with 20±1 Nm) to the terminal with an insulated screw having a probe hole on the top for electrical measurement

Constant Current Discharge (Amperes) at 20°C (68°F)

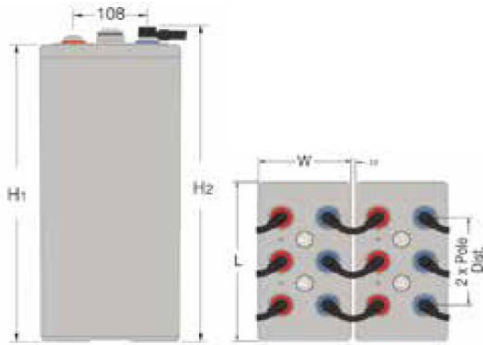
F.V/Time	15min	30min	1h	2h	3h	4h	5h	6h	8h	10h	20h
1.90VPC	550	540	506	394	326	280	246	220	185	156	90
1.85VPC	790	764	652	504	406	346	300	266	216	181	103
1.80VPC	1080	996	840	630	462	398	350	306	244	204	113
1.75VPC	1340	1164	932	667	496	420	357	311	247	207	114
1.70VPC	1545	1325	959	694	528	427	362	315	249	208	115
1.65VPC	1741	1472	1080	710	535	432	365	317	251	209	115

Constant Power Discharge (Watts) at 20°C (68°F)

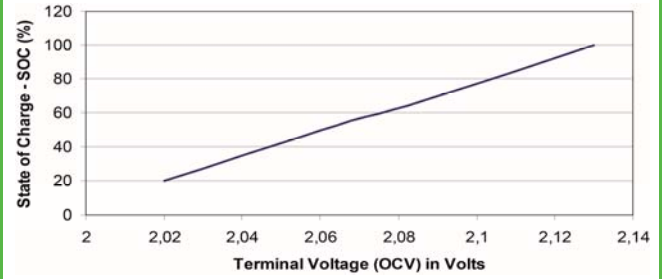
F.V/Time	15min	30min	1h	2h	3h	4h	5h	6h	8h	10h	20h
1.90VPC	1047	1030	971	760	633	545	478	430	361	307	177
1.85VPC	1473	1430	1221	954	774	664	578	513	419	352	202
1.80VPC	1969	1819	1546	1173	867	750	662	582	469	391	221
1.75VPC	2388	2100	1697	1231	924	787	673	587	471	394	223
1.70VPC	2682	2360	1730	1275	974	796	679	593	471	395	219
1.65VPC	2988	2592	1927	1290	976	796	678	591	470	392	216

16 OPzV 2000

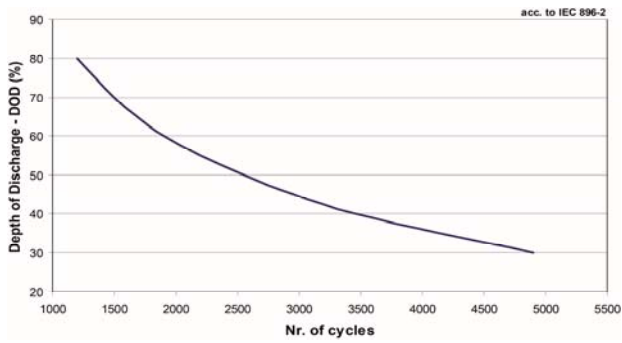
Layout



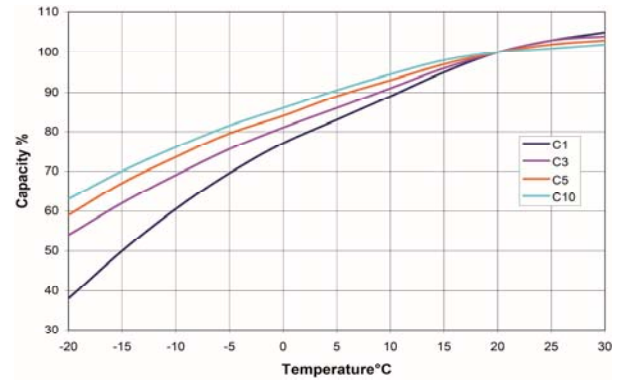
Terminal Voltage vs. SOC



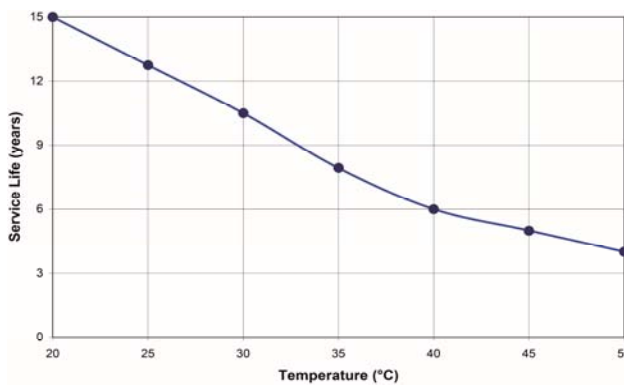
No. of cycles vs. DOD



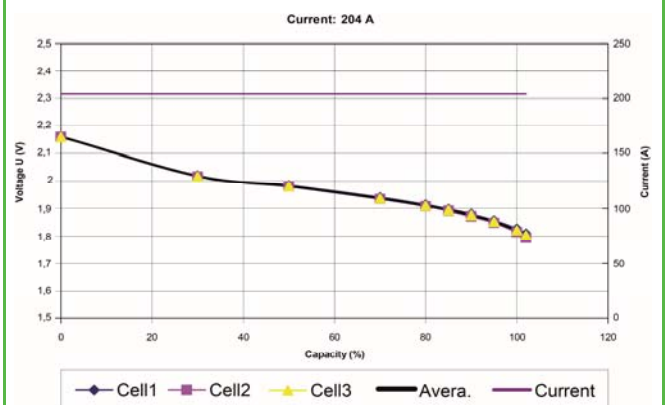
Capacity = f(T)



Service Life vs Temperature



Capacity test C10



ETL SEMKO

