

6 OPzV 300



Specification	
Float Voltage	Standby use 2.23 V/cell
Boost Recharge	Maximum voltage of 2.35 - 2.40 V/cell with a maximum current of 0.25 C10 (A)
Dimension	Length 145 mm (5,71 inches)
	Width 206 mm (8,11 inches)
	Height 354 mm (13,94 inches)
Weight	26,4 kg
Self Discharge	Approx. 2% per month at 20°C
Tubular Positive Plates	Special grid construction, pressure cast from antimony free alloy, with highly porous gauntlets that retain the active material
Pasted Negative Plates	Service lives consistent with the positive plates
Electrolyte	Gel structure
Separators	Extremely high porosity and low internal resistance
Containers and Lids	Made of plastic (ABS) material. Also available in ABS flame retardant material as an option (according to IEC 707 FV0)
Installation	Cells are normally installed in an upright position on steel stands
One Way Relief Valve	Opens at low pressure and is fitted with a flame arrestor device
Terminals	Female treated terminal (M10) perfect contact and low resistance with flexible cable connectors
Post Seals	Prevents electrolyte leakage and terminal corrosion
Connectors	Flexible, fully insulated cable connectors screwed (with 20±1 Nm) to the terminal with an insulated screw having a probe hole on the top for electrical measurement

Constant Current Discharge (Amperes) at 20°C (68°F)

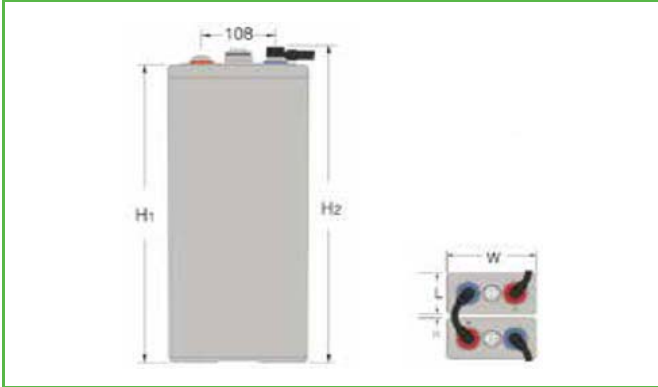
F.V/Time	15min	30min	1h	2h	3h	4h	5h	6h	8h	10h	20h
1.90VPC	159	139	109	76	59.1	48.6	41.1	35.9	28.8	24.2	14
1.85VPC	221	183	135	90.7	68.7	55.5	47.4	41.4	33	27.8	15.8
1.80VPC	270	215	155	101	72	58.1	50.8	44.4	36	30.6	17.1
1.75VPC	305	238	153	104	75	61.3	51.8	45.1	36.4	30.7	17.2
1.70VPC	342	257	156	106	78	62.4	52.6	45.7	36.7	30.9	17.3
1.65VPC	366	268	172	108	78.9	63	53.1	46	36.9	31	17.3

Constant Power Discharge (Watts) at 20°C (68°F)

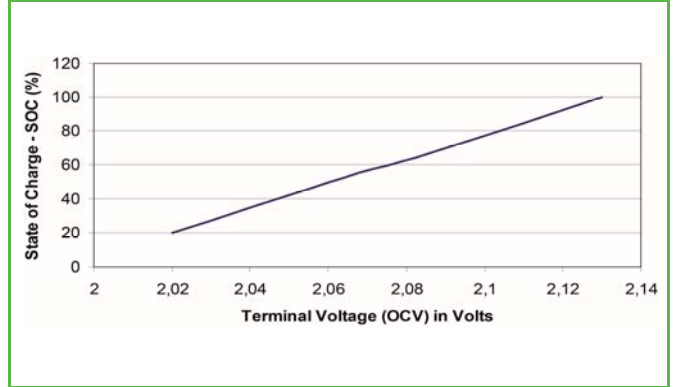
F.V/Time	15min	30min	1h	2h	3h	4h	5h	6h	8h	10h	20h
1.90VPC	303	265	209	147	115	95	80	70	56	48	28
1.85VPC	412	342	253	172	131	106	91	80	64	54	31
1.80VPC	492	393	285	188	135	110	96	84	69	59	34
1.75VPC	544	429	279	192	140	115	98	85	69	58	34
1.70VPC	594	458	281	195	144	116	99	86	69	59	33
1.65VPC	628	472	307	196	144	116	99	86	69	58	33

6 OPzV 300

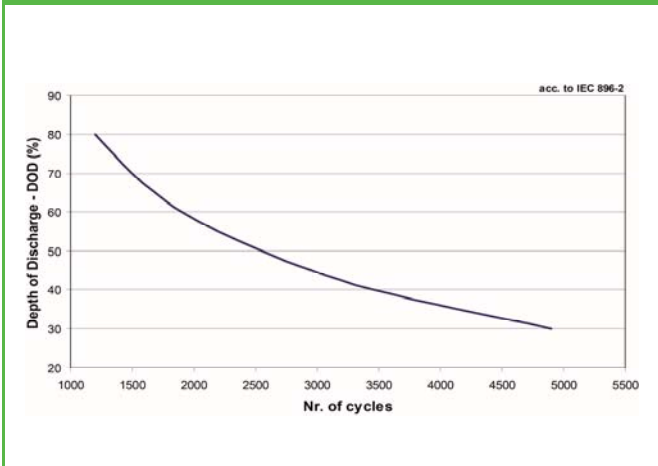
Layout



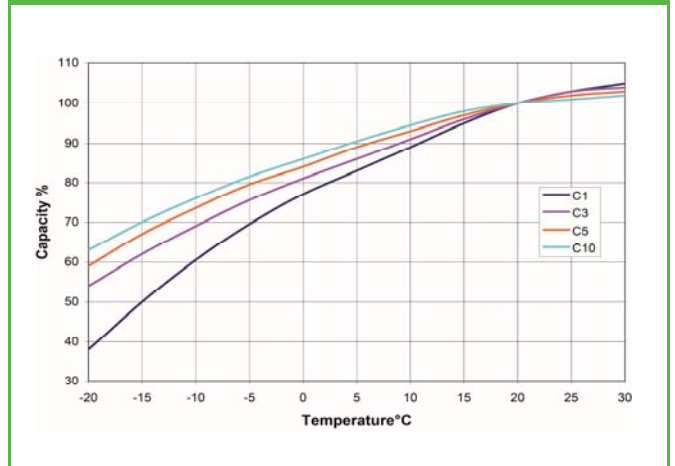
Terminal Voltage vs. SOC



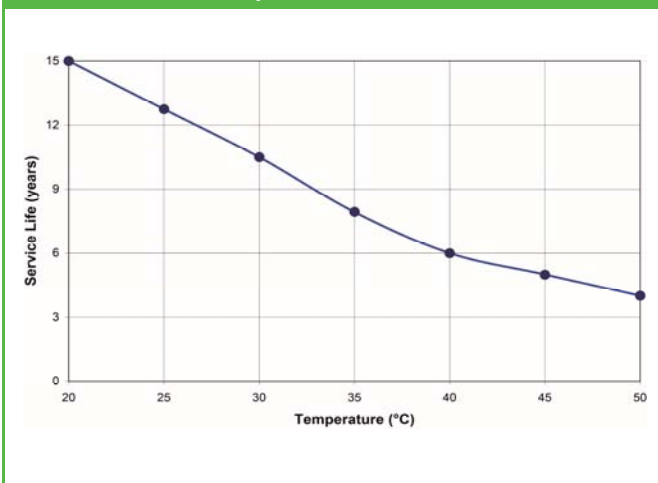
No. of cycles vs. DOD



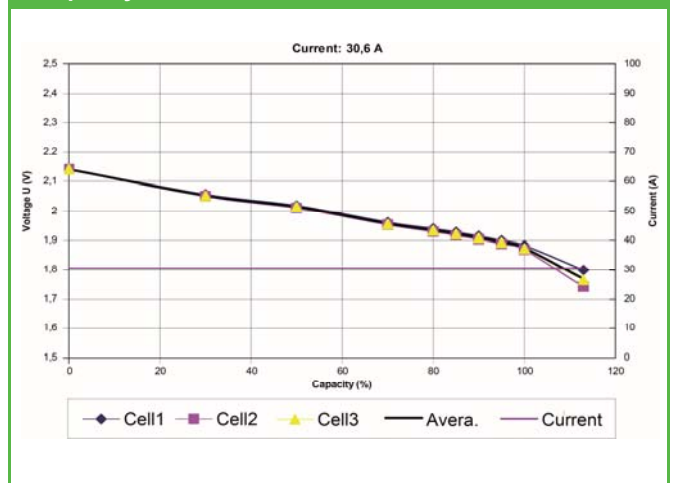
Capacity = f(T)



Service Life vs Temperature



Capacity test C10



ETL SEMKO

